



LHTC BROADBAND **tv+** LET'S GET STARTED





FINALLY, TV MADE FOR YOU.

Get ready for a brand-new TV experience that will help you watch TV your way. This guide shows you how to get the most out of your LHTC Broadband tv+ including how to get started, browse, search, record, set parental controls and much more.

WELCOME KIT CONTENTS

Quick Tips2
LHTC Broadband tv+ Features3
Media Player and Remote4
How to Use the Guide4
How to Browse and Search5
How to Set and Manage Recordings5



QUICK TIPS FOR GETTING STARTED

- 1 SIGN UP**
In order to become a LHTC Broadband tv+ customer, call 724-593-2411. Once you've signed up, an email will be sent allowing you to set your password.
- 2 DOWNLOAD THE APP**
Easily install the app from the App Store on Apple, Play Store on Android or by searching for LHTC Broadband tv+ on Fire TV. You can also visit lhtcbroadband.com to watch LHTC Broadband tv+ online. Sign into the app with your username and password.
- 3 FIND SOMETHING TO WATCH**
We think you'll like how we've organized LHTC Broadband tv+ across Guide, Shows, Movies, Search and Profile. We've consolidated all of the different ways that you can watch your favorite content (live, on demand or recorded) so that you don't have to go to different places for the same thing.



LHTC BROADBAND tv+ FEATURES



PERSONALIZATION

Every member of your family can create their own profile so that LHTC Broadband tv+ can offer tailored recommendations and resume playing your favorite shows and movies.



VOICE CONTROL

Depending on how you choose to connect to LHTC Broadband tv+, there's a good chance you'll have voice search and navigation capabilities. Enjoy the extra convenience.



PARENTAL CONTROLS

Create a PIN from inside the LHTC Broadband tv+ app to enable parental controls. This PIN must be entered each time mature content is played.



OUT OF HOME

You can set and watch your recordings and even some of your favorite channels using the LHTC Broadband tv+ app when you're on the go.



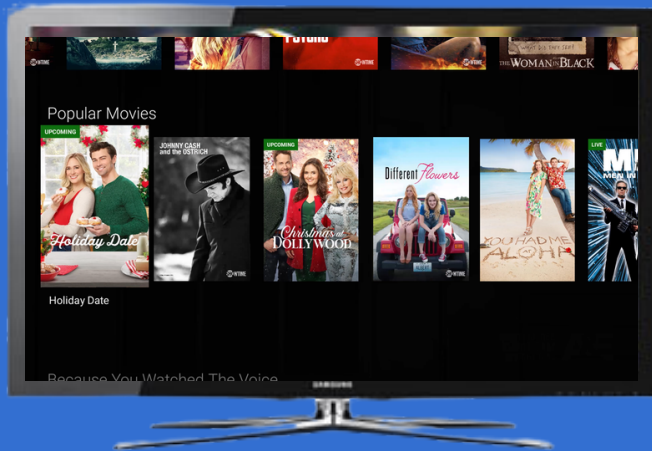
24/7 SUPPORT

We're here to help you get the most out of your LHTC Broadband tv+. If you are experiencing any difficulties, don't hesitate to contact us at 724-593-2411.



UNIVERSAL SEARCH

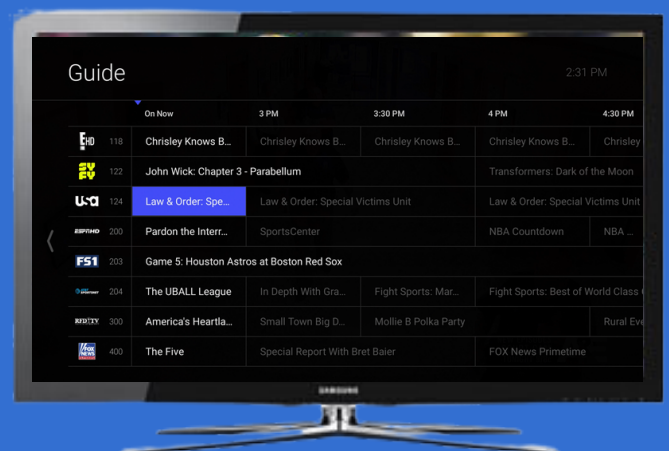
The LHTC Broadband tv+ app will learn your watching preferences, and will consolidate your content (including from some select streaming services like Netflix) into one, easily accessible place.



MEDIA PLAYER AND REMOTE

When viewing the video player, you can open controls to play / pause, seek and more by pressing the “Select” button on your remote. This is also how you’ll enable closed captions and other accessibility settings.

Using the remote, you can change channels on your TV by either selecting the up / down buttons or by swiping left or right on Apple TV.



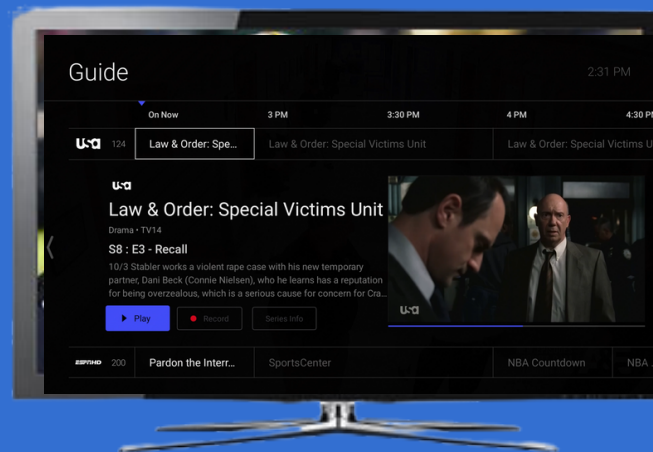
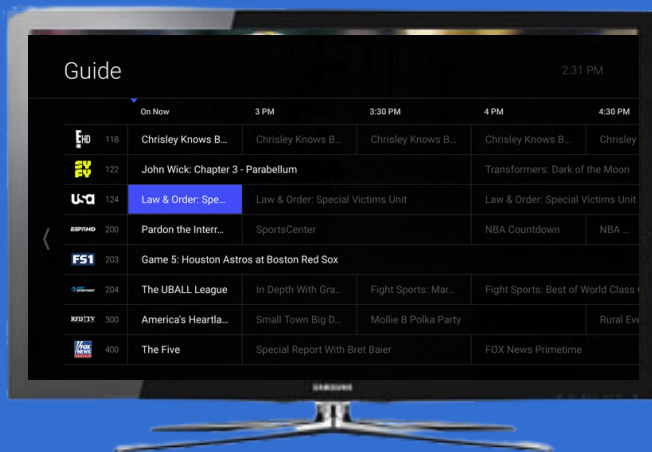
HOW TO USE THE GUIDE

WHAT’S ON & WHEN

The guide lets you browse live and upcoming content on a channel-by-channel basis. You can filter programming by different categories like movies, sports, news, and kids.

When you select a program, you’ll see a quick view page with a program description and other information, as well as a mini player.

Inside the quick view, you can schedule a recording and/or go to the full details page. As an added convenience, with Replay TV, you can watch up to 72 hours of previously aired programming, so if you forget to record one of your favorite shows, you can use the guide to navigate backwards and catch up on what you missed.



HOW TO BROWSE AND SEARCH

QUICKLY FIND WHAT YOU WANT TO WATCH
We want to make it as easy as possible to find great things to watch on LHTC Broadband tv+. That's why you'll see shows and movies featured across different category pages, personalized recommendations based on your watch history, hand-picked favorites from our staff and top picks by genre. You can also search for content by title and see results across live, on demand and upcoming menus. If you have Amazon's Alexa, you can use the LHTC Broadband tv+ Alexa feature to utilize voice control.

HOW TO SET AND MANAGE RECORDINGS

SET IT NOW, WATCH IT LATER
You can record any upcoming live event or show by going to that show's quick view page and/or full details page. You can record an entire series with options that include recording first-run episodes only (no re-runs), and extending the recording time. From the Profile section, you can watch, change settings, or delete your recordings. If you record a lot of content, you can purchase more space to fit your needs.