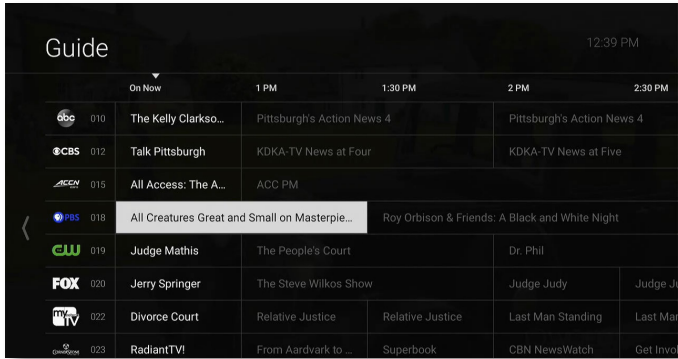


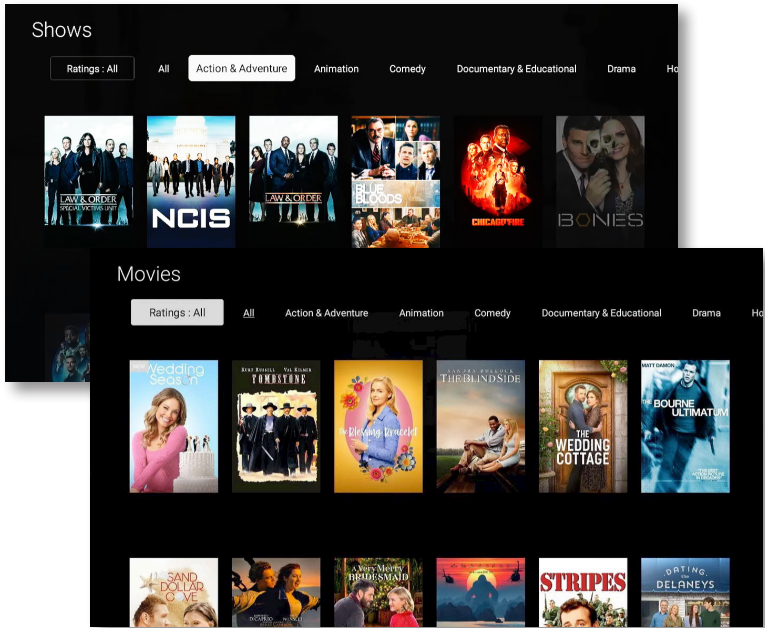
THE GUIDE:  
NEVER MISS A THING

Choose Guide from the main menu to see what’s on and what’s coming up.



SHOWS AND MOVIES:  
BROWSE THE BEST

So much to watch, so little time! Use the Shows or Movies screens to browse thousands of options. You can filter by genre such as Action or Comedy, and limit results to content rated for Kids, Teens, or Adults.



GOT QUESTIONS? Here’s how you can always find answers:

- Visit LHTC Broadband Customer Service online at [www.LHTCBroadband.com/faqs](http://www.LHTCBroadband.com/faqs).
- Email LHTC Broadband Customer Service at [info@lhtcbroadband.com](mailto:info@lhtcbroadband.com).
- Call LHTC Broadband Customer Service at 1-833-453-5482.

© 2024 Xperi. All rights reserved. TiVo, the TiVo logo, and the TiVo silhouette logo are trademarks or registered trademarks TiVo Brands LLC. Google, Android, Google Play, Android TV and other marks are trademarks of Google LLC. App Store is a service mark of Apple Inc. IOS is a trademark or registered trademark of Cisco in the U.S. and other countries and is used under license by Apple. Netflix is a registered trademark of Netflix, Inc. All other trademarks and content are the property of their respective owners. All services are not available in all areas. Other restrictions apply.

Note: Some screen images may be simulated.

TMIS\_BYOD\_F (Jan, 2024)



WELCOME TO TV+

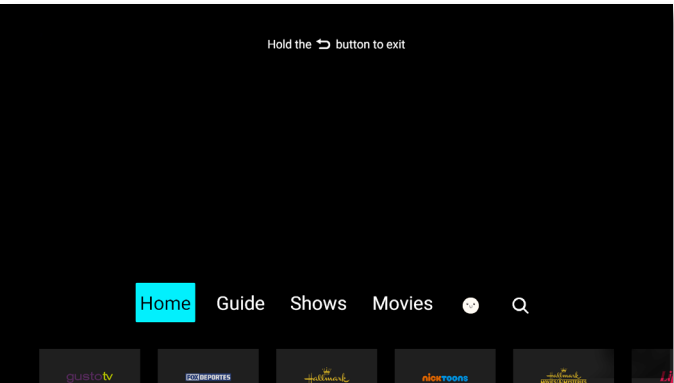
Your tv+ instantly gives you total control of the TV programming you love, and much more! You’ll get hundreds of channels, as well as access to streaming providers, all from one simple device.

Find, watch, record, and stream with tv+.

THE MAIN MENU

START HERE FOR JUST ABOUT EVERYTHING.

The main menu is the starting point for just about everything you do with tv+. From the main menu, you can easily access popular destinations like the Home screen, the Guide, Shows, Movies, and Apps.

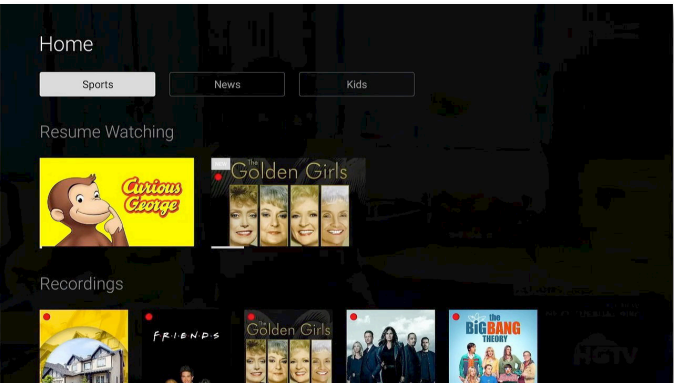


THE HOME SCREEN

ALWAYS SOMETHING GREAT TO WATCH

The Home screen is your hub for finding great things to watch. Browse categories like Sports, News, Kids, and Popular Shows, or check out live sports or shows on now.

When you find something you like, just select it to see details, watch, or set up a recording.



# EVEN MORE YOU CAN DO...

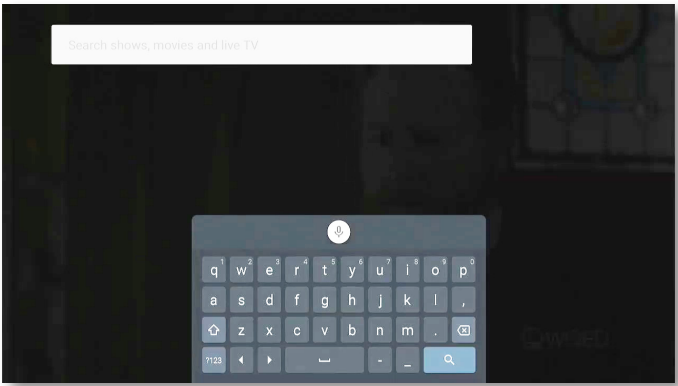
## SPEAK AND YOU SHALL FIND

If your remote has a Voice Search button, press it and speak into the remote to find a show. Try saying things like “Bob’s Burgers,” “Romantic movies,” or “Basketball games.”

## ..OR SEARCH AND YOU SHALL FIND

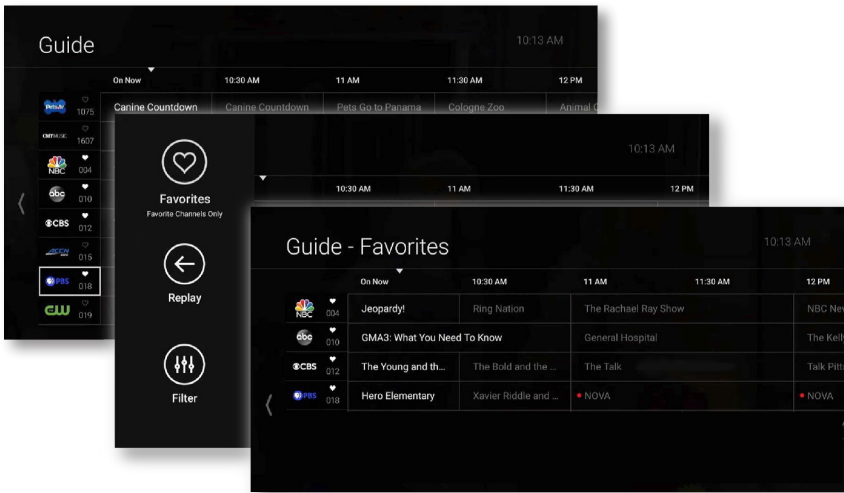
Don’t feel like talking? Choose Search from the main menu and use text search to enter a title, actor name, or keyword instead. Your tv+ instantly scans across TV programming and streaming video apps to find exactly what you want.

**TIP:** You can also choose the microphone to use Voice Search from this screen.



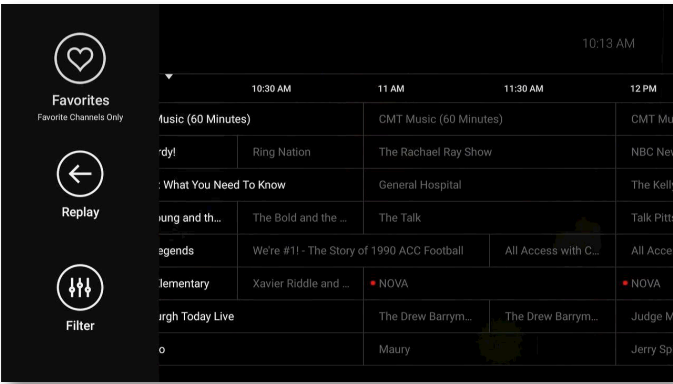
## SHOW YOUR LOVE WITH FAVORITE CHANNELS

Use the Guide to set your favorite channels. Move to the Channel column and select each channel you want to set as a favorite. The small heart icon will be filled in. Whenever you want the guide to show only your favorites, just move all the way to the left and choose Favorites from the panel that appears.



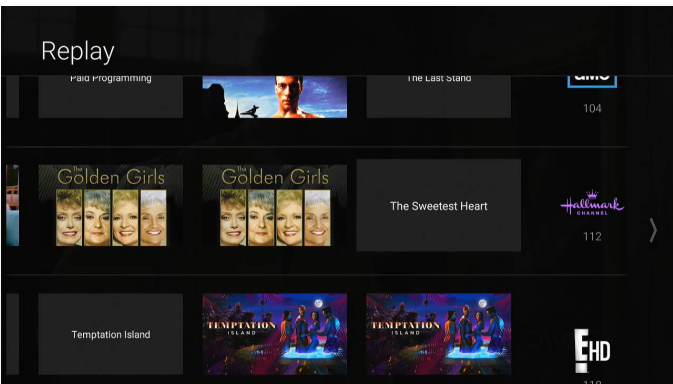
## USE THE GUIDE SUPERPOWERS

Meet the hidden powers of the guide. Use your remote to move all the way to the left of the guide. A panel opens with Favorites, Replay, and Filter options.



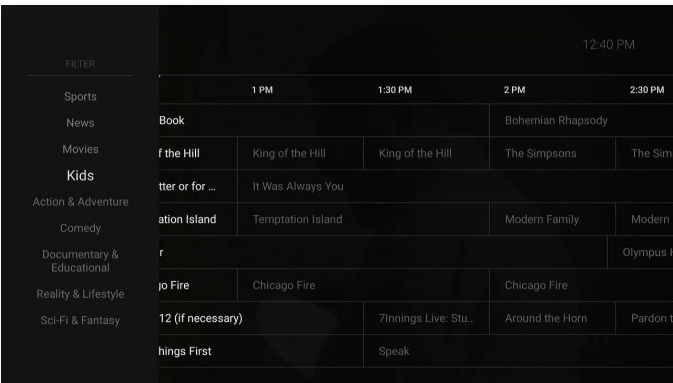
## TURN BACK TIME WITH REPLAY

Missed your favorite show? No problem! Just choose Replay to choose from previously aired shows that are available to watch.



## SEE JUST WHAT YOU WANT WITH FILTERS

Use filters to see only Movies, Sports, News, Kids shows, or more in the guide.



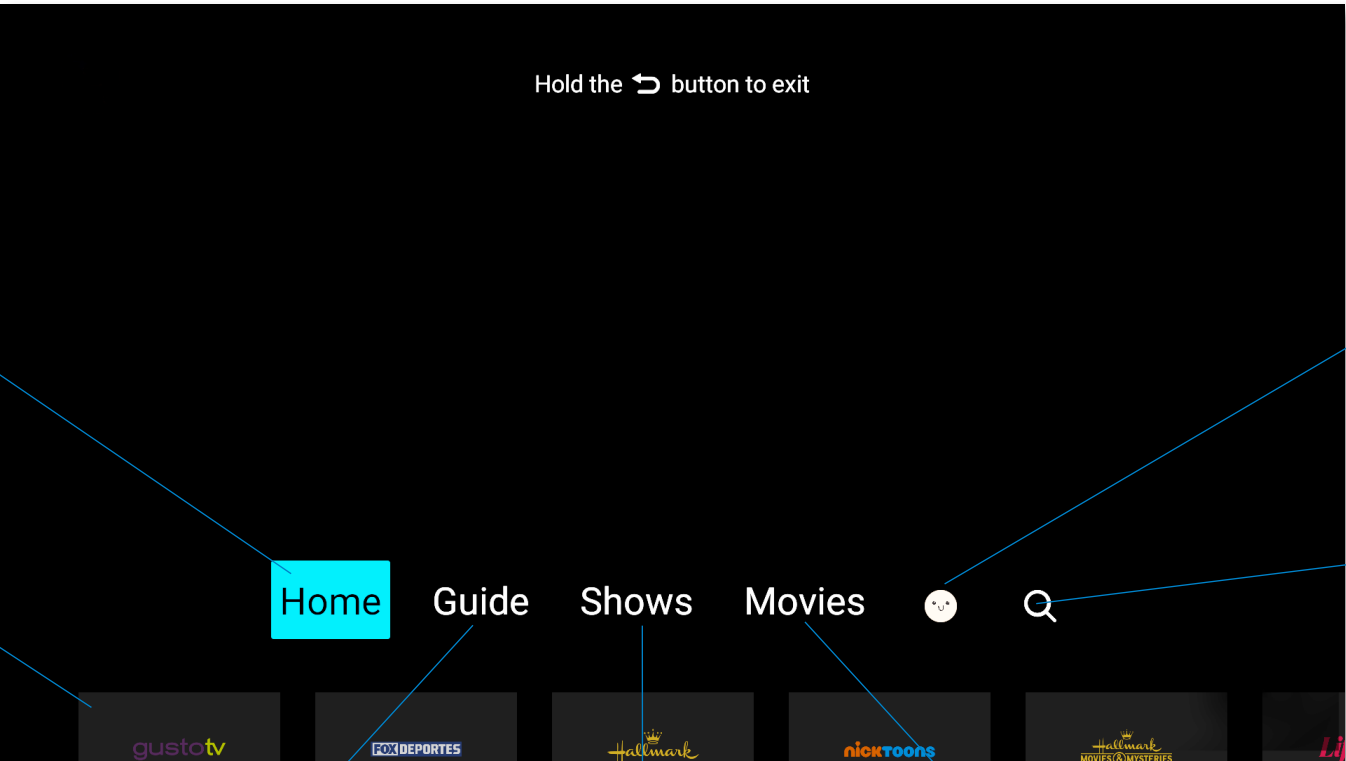
## TAKE A CLOSER LOOK AT THE MAIN MENU

Open the Home screen to see your recordings or browse categories like News, Sports, and Kids.

Use the Recents bar to jump to your most recently watched channels.

Open Profiles to manage recordings and settings, including user profiles and parental controls.

Open the Search screen to search by text or by voice.



The menu items on your device may look slightly different.

Open the Guide to see whats on and what’s coming up.

Open the Movies screen to browse movies by category.

Open the Shows screen to browse shows by category.

